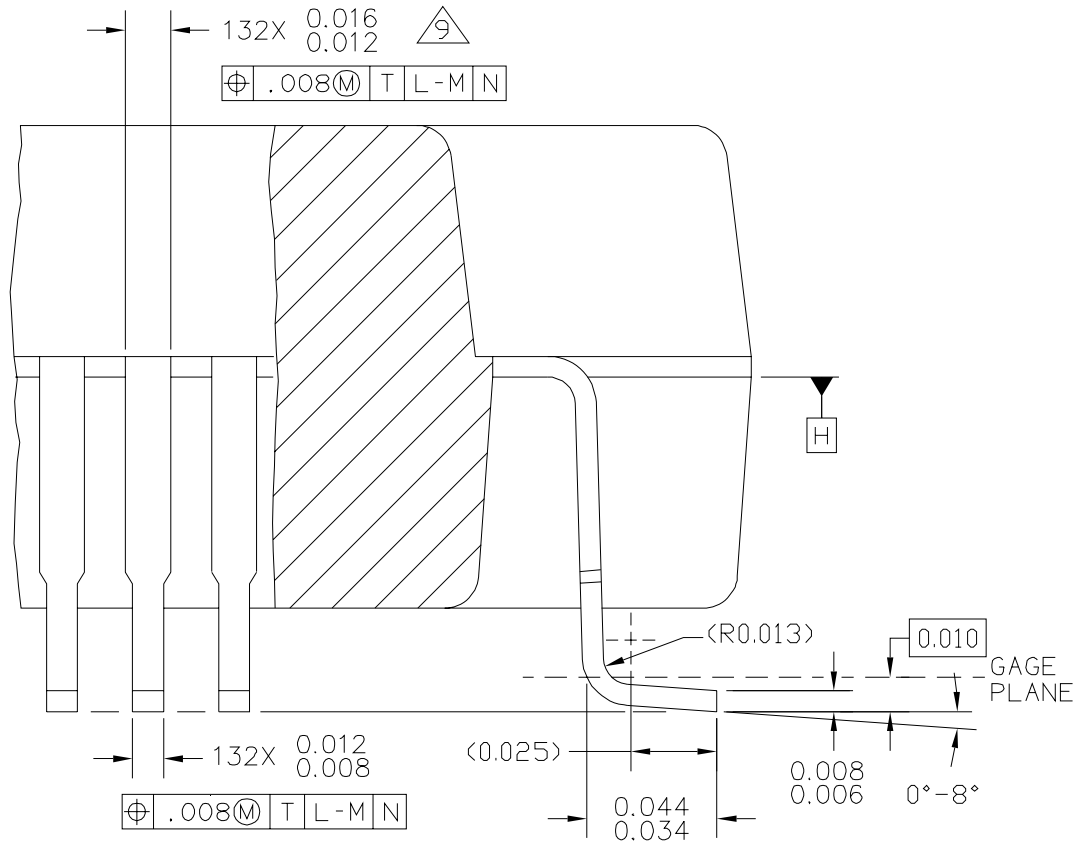
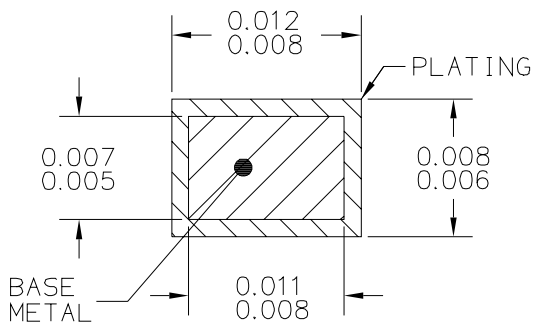


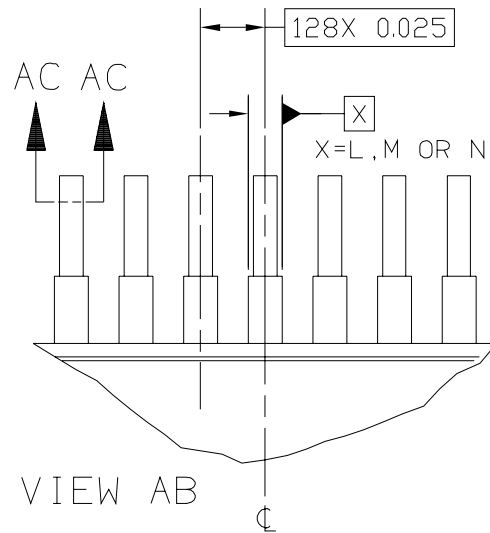
© FREESCALE SEMICONDUCTOR, INC. ALL RIGHTS RESERVED.		MECHANICAL OUTLINE		PRINT VERSION NOT TO SCALE	
TITLE: 132 PQFP		DOCUMENT NO: 98ASB42712B		REV: E	
		CASE NUMBER: 831A-02		20 MAY 2005	
		STANDARD: NON-JEDEC			



SECTION AA-AA



SECTION AC-AC



VIEW AB

© FREESCALE SEMICONDUCTOR, INC. ALL RIGHTS RESERVED.	MECHANICAL OUTLINE	PRINT VERSION NOT TO SCALE	
TITLE: 132 PQFP	DOCUMENT NO: 98ASB42712B	REV: E	
	CASE NUMBER: 831A-02	20 MAY 2005	
	STANDARD: NON-JEDEC		

NOTES:

1. DIMENSIONING AND TOLERANCING PER ASME Y14.5-1994.

2. DIMENSIONS IN INCHES.

3. DIMENSIONS DO NOT INCLUDE MOLD PROTRUSION. ALLOWABLE MOLD PROTRUSION FOR THE DIMENSIONS IS .007.

4. DIMENSIONS DO NOT INCLUDE MOLD PROTRUSION. ALLOWABLE MOLD PROTRUSION FOR THE DIMENSIONS IS .010.

5. DATUM PLANE H IS LOCATED AT THE UNDERSIDE OF LEADS WHERE LEADS EXIT PACKAGE BODY.

6. DATUMS L, M AND N TO BE DETERMINED WHERE CENTER LEADS EXIT PACKAGE BODY AT DATUM H.

7. DIMENSIONS TO BE DETERMINED AT SEATING PLANE, DATUM T.

8. DIMENSIONS TO BE DETERMINED AT DATUM PLANE H.

9. DIMENSION DOES NOT INCLUDE DAM BAR PROTRUSIONS. DAM BAR PROTRUSION SHALL NOT CAUSE THE LEAD WIDTH TO EXCEED .019.

© FREESCALE SEMICONDUCTOR, INC. ALL RIGHTS RESERVED.	MECHANICAL OUTLINE	PRINT VERSION NOT TO SCALE	
TITLE: 132 PQFP	DOCUMENT NO: 98ASB42712B	REV: E	
	CASE NUMBER: 831A-02	20 MAY 2005	
	STANDARD: NON-JEDEC		